


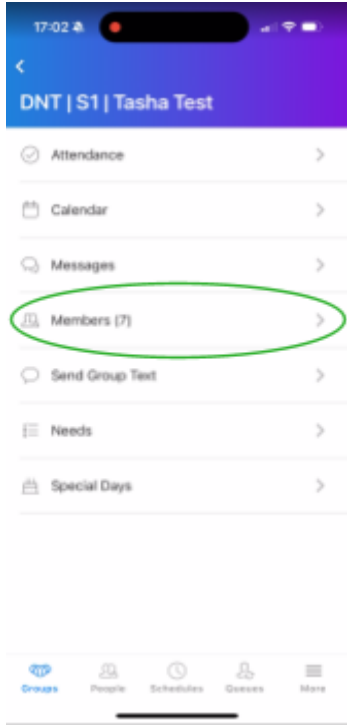


## LEAD APP: ADDING PEOPLE TO YOUR ROSTER

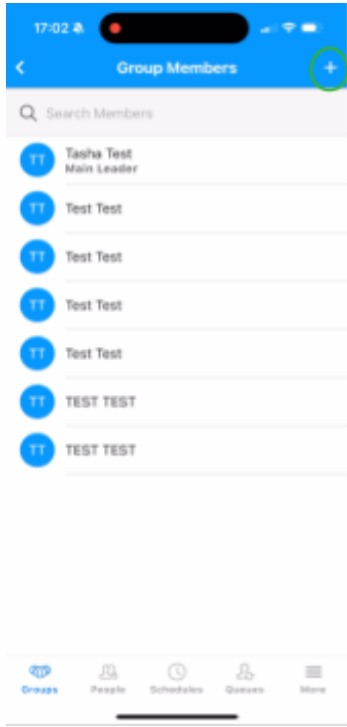
STEP 1: Under Groups, find & select your Circle that you will be adding someone to:



STEP 2: Select Members:



STEP 3: Select '+' sign to add person to Circle:



STEP 4: Search for person to add, then click their name once found (let your staff leader know if you cannot find the person you are trying to add to your Circle):



STEP 5: They will now be on the list of people in your Circle:

